


## Cable Tray Hanger Distance Table



## Cable Tray Hanger Distance Table




Center hung tray supports allow for quicker and easier cable installation by allowing cables to be deposited into tray systems from each side. There is a maximum load capacity per hanger of 318 kg ...



The SWL test representing the hanger bending moment is conducted on a standard length of 800 mm. Force (F) is applied at the end of the hanger and the resulting moment (M) is calculated according to ...



Discover the essential cable tray spacing requirements for safe and efficient installation. Learn key standards, horizontal and vertical spacing, and more.



Calculate V-cut dimensions, bolt hole positions, slope length, and hanger spacing for cable tray field fabrication. SVG layout for on-site marking.



The length of the straight cable tray run and the temperature differential govern the number of expansion splice plates required (see Table 3-2 and, for example, Figure 3-38).




This publication is intended as a practical guide for the proper and safe\* installation of cable ladder systems, cable tray systems, channel support systems and associated supports.



Some of these criteria include the required load that the cable tray must support, the distance between the cable tray supports, and ease of handling and installation.



Explore the essential cable tray support spacing requirements for safe and efficient installations. Learn NEC guidelines for perforated, ladder, and wire mesh trays.



Hubbell's NEXTFRAME® Ladder Tray is the effective and widely used cable runway that supports and delivers bundles of cable between cabinets, racks, and closets, along walls, and suspended from ...



This provides distances for cables based on their diameter and cable type. Prysmian was instrumental in providing this information and an extract is provided in this document.

## Contact Us

For more information, pricing, or custom energy solutions, please contact us:

Website: <https://www.gdroofing.co.za>

Email: [sales@gdroofing.co.za](mailto:sales@gdroofing.co.za)

Phone: +27 72 418 9365

Address: 22 Electron Avenue, Isando, Johannesburg, 1600, South Africa

This document is for informational purposes only. Specifications subject to change without notice.

