


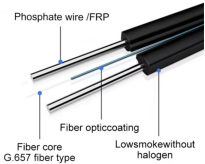
Cable tray coefficient list




Cable tray coefficient list



Ensure your cable runs meet NEC safety standards with our Cable Tray Fill Calculator. Calculate fill ratios for CAT6, Power, and Fiber cables to prevent overheating and inspection failures.




7) Once the calculate button has been selected, the program will take you to the output page, where the tray size needed will be displayed, as well as the article of the NEC that it falls under.



Calculate tray and ladder sizes by cable capacity with our IEC-compliant calculator for efficient and accurate electrical installations.



The design and cost of the cable tray is greatly affected by this designation. In order to determine the most appropriate and economical system, a class should be selected that reflects the actual total ...



Our wind certification report provides you with list of acceptable B-Line series cable tray supports, fittings and covers based off of the environmental conditions, cable loading, and type of cable tray in your ...



Easily calculate cable tray fill ratios with our free tool. Supports mixed cable sizes, NEC 40% rules, and metric/imperial units. Download your PDF report instantly.



Calculate cable tray fill ratio, weight loading, and derating factors for multi-standard compliance. This calculator features an interactive interface with advanced visualizations. Open the full calculator for ...



Use this cable tray sizing calculator to check fill %, select tray size, and comply with IEC 61537 & NEC 392 with formulas, example and checklist.



Ensure your cable runs meet NEC safety standards with our Cable Tray Fill Calculator. Calculate fill ratios for CAT6, Power, and Fiber cables to ...



Free cable tray fill calculator to estimate tray fill percentage by tray width/depth and cable diameter/count. Includes a planning pass/high indicator.



Our cable tray fill calculator is designed to compute the appropriate size and capacity of cable trays. You need to install 50 power cables, each with a diameter of 0.5 inches, in a 4-inch deep cable tray.



Conductors used in cable tray must be specified in Table 19 of the CEC and, except where permitted under paragraphs [12-2202(2)] and [(3)], covered by a continuous metal sheath or an interlocking ...

Contact Us

For more information, pricing, or custom energy solutions, please contact us:

Website: <https://www.gdroofing.co.za>

Email: sales@gdroofing.co.za

Phone: +27 72 418 9365

Address: 22 Electron Avenue, Isando, Johannesburg, 1600, South Africa

This document is for informational purposes only. Specifications subject to change without notice.

