



Cable tray length classification standard




Cable tray length classification standard



Explore standard sizes by tray type, understand width and depth limits, and see how to calculate and choose compliant cable tray sizes for real projects.



The most effective way of ensuring an establishment remains safe is to select a cable tray that is in line with NEMA regulations. These standards are similar to the promise that the metal ...



The supports are not placed at the ends of each tray sections, but instead are located at a distance no greater than 1/4 of the length of the tray (e.g. 1.5 meters for a 6 meter tray).



Standard cable tray sections are manufactured in predetermined lengths to facilitate transportation, handling, and installation efficiency. The most common electrical cable tray ...




Commonly called the Load Class, this defines the load-carrying capability of the tray for a specific support span distance. The design and cost of the cable tray is greatly affected by this designation.



Huijue engineering specific Fiber optic
HJ GROUP offers a wide variety of product types for you to choose from.


This standard specifies the requirements for nonmetallic cable trays and associated fittings designed for use in accordance with the rules of the Canadian Electrical Code (CEC) Part 1, and the National ...




Explore standard sizes by tray type, understand width and depth limits, and see how to calculate and choose compliant cable tray sizes for real projects.




This harmonized standard was prepared by the CANENA Technical Harmonization Committee for Metal Cable Tray Systems, comprising members from CSA Group, the National Electrical Manufacturers ...



The standard NEMA lengths for cable tray are 12, 20, 24 and 30-feet, although some manufacturers like Eaton offer cable tray in lengths up to 40 feet. Selecting a cable tray length is based on several ...



Cable tray length is selected based on the load to be supported, the distance between the supports (also referred to as the span), and handling and installation constraints.



NEMA VE 1-2017 Specifies requirements for metal cable trays and associated fittings designed for use in accordance with the rules of Canadian Electrical Code, Part I and the National Electrical Code®

Contact Us

For more information, pricing, or custom energy solutions, please contact us:

Website: <https://www.gdroofing.co.za>

Email: sales@gdroofing.co.za

Phone: +27 72 418 9365

Address: 22 Electron Avenue, Isando, Johannesburg, 1600, South Africa

This document is for informational purposes only. Specifications subject to change without notice.

