

## Cable tray right angle bend standard



## Cable tray right angle bend standard




HellermannTytonGÇÖs low voltage raceway (TSR) is a one piece, non-metallic, adhesive backed, latching raceway designed to aesthetically organize and route communications wires, including high ...



There is no minimum radius bend for cabletray or low voltage conductors that I'm aware of in the NEC, unless the specific manufacturer establishes a minimum. NEC 392.18 (A) states that ...




Bend ECTB100-90 is an accessory for the ECT100 cable tray system and is used to create a horizontal change of direction within cable routes. The 90° bend enables a right-angle transition, allowing ...



We will first explain standard cable tray dimensions used across the industry, then examine how dimensions vary by tray type, and finally show how to ...




Cable tray length is selected based on the load to be supported, the distance between the supports (also referred to as the span), and handling and installation constraints.



Tables list standard sizes and specifications for straight and bent cable trays, including width, height, thickness, materials, and finishes. Drawings show ...



Calculate the minimum required bend radius by multiplying the cable's outside diameter by its bending factor (e.g., 10x for multicore). Then, select a standard tray fitting (300mm, 450mm, etc.) that ...



To install the cable tray supports, first find the required elevation from the floor to the bottom of the cable tray and establish a level line with a laser or a nylon string.




We will first explain standard cable tray dimensions used across the industry, then examine how dimensions vary by tray type, and finally show how to calculate and select the correct ...



Cable Tray Junction Kit, 90 Degree, Carbon Steel Cable Tray Fitting, 90° Junction Kit. Material: Carbon Steel. Finish: Electroplated Zinc. Includes: (1) Hardware for (1) Tee (2) 90° Bends.



NEMA VE 1-2017 Specifies requirements for metal cable trays and associated fittings designed for use in accordance with the rules of Canadian Electrical Code, Part I and the National Electrical Code®



Values are based on simple beam tests per NEMA BI 50015 on 36" wide cable tray with rungs spaced on 12" centers. Cable trays will support without collapse a 200 lb. (90.7 kg) concentrated load over ...



The Ladder Tray features light, rugged, tubular steel construction. It is designed for mechanical support and strain relief in long runs of cable and creates a smooth gradual bend for cable. Rail and stringer ...

## Contact Us

For more information, pricing, or custom energy solutions, please contact us:

Website: <https://www.gdroofing.co.za>

Email: [sales@gdroofing.co.za](mailto:sales@gdroofing.co.za)

Phone: +27 72 418 9365

Address: 22 Electron Avenue, Isando, Johannesburg, 1600, South Africa

This document is for informational purposes only. Specifications subject to change without notice.

