


Calculation of grounding length of distribution box casing





Overview


The Ground Conductor Size Calculator will calculate the proper ground conductor size for grounding raceways and equipment based on ampere rating or setting of automatic overcurrent protection device in circuit ahead of equipment. This is based on NEC NFPA 70E Table 250. It helps you sort the difference between the main bonding jumper, the equipment grounding conductor, and the grounding electrode conductor, then size the selected conductor family on the correct basis. Choose a standard or custom box volume watch capacity update with clear pass or fail status plus tips examples CSV and PDF export for documentation Works for common sizes supports. NEC 250. NEC-compliant grounding wire sizing calculator tool. Please enter a valid service size between 30 and 2000 amperes. The following definitions are commonly used throughout Article 250, and knowing them is essential to installing an effecti nection is the first 5 feet of a water pipe entering a building. It is permitted to connect at this point even.

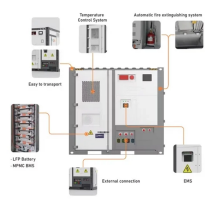
Calculation of grounding length of distribution box casing

	<p>Each DISTRIBUTION BOX and controller must be grounded. On the US market, a 5.26 mm² (10 AWG) ground wire must be used, and in all other markets a 6 mm² must be used.</p>
---	--

	<p>Grounding calculator for NEC Article 250. Supports electrical safety, grounding, and fault review. For U.S. electricians, engineers, and students.</p>
---	---

	<p>Calculate equipment grounding conductors (EGC) based on circuit breaker size, grounding electrode conductors (GEC) for service entrances, and ground fault protection requirements.</p>
---	--

	<p>Grounding Conductor Sizing Calculator, Chattanooga Grounding Conductor Sizing calculator, Grounding Conductor Sizing calculator 37421</p>
---	--

	<p>Enter the total equipment grounds and select the largest ground gauge (often same as circuit conductors). Enter the number of integral clamps located inside the box (skip external connectors).</p>
---	---



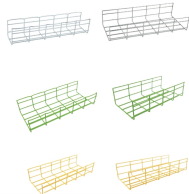
Calculate the correct grounding wire size for copper and aluminum conductors with our accurate, easy-to-use online calculator.



The Ground Conductor Size Calculator will calculate the proper ground conductor size for grounding raceways and equipment based on ampere rating or setting of automatic overcurrent protection ...



An effectively designed ground-fault current path will allow for circuit breakers, fuses, and ground-fault detectors to open properly when ground-fault conditions arise within the electrical system.



This ground wire size calculator determines the appropriate wire gauge for grounding electrical systems based on parameters like wire material, length of wire, current rating, and ...



Using Table 250.122, electricians determine the minimum copper or aluminum grounding conductor required to safely carry fault current and allow the protective device to clear the fault quickly. The ...

Contact Us

For more information, pricing, or custom energy solutions, please contact us:

Website: <https://www.gdroofing.co.za>

Email: sales@gdroofing.co.za

Phone: +27 72 418 9365

Address: 22 Electron Avenue, Isando, Johannesburg, 1600, South Africa

This document is for informational purposes only. Specifications subject to change without notice.

