

Configuring syslog on Huijue fiber optic switches



Overview

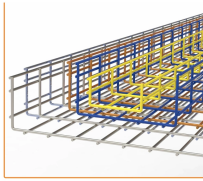
□□ In this tutorial, you will learn how to configure Syslog on Huawei devices step-by-step to send logs to a Syslog Server. Syslog is very important for network monitoring, security auditing, and log collection in enterprise networks. These logs and alarms help you know what happened during device operation and where the fault occurred. The log file saving method varies depending on product models and. Setting up Syslog on your switch involves configuring the switch to forward its logs to a designated Syslog server, allowing for centralized logging and enhanced network monitoring. You may also want to know: Can a Nintendo Switch Play DS Games?

- Does Nintendo Switch Come With Games?

System. About This Document About This Document Purpose This document introduces the SmartLogger3000 (SmartLogger for short) and SmartModule1000 (SmartModule for short) in terms of installation, electrical connections, system operation and maintenance, and troubleshooting. Understand the SmartLogger and. A dedicated syslog server will provide you

with a central repository for all the logs coming from your switches, firewalls, and other networking architecture, and setting one up is as simple as configuring a Raspberry Pi. switches use the syslog daemon, a process available on most UNIX systems.


Configuring syslog on Huijue fiber optic switches



How to obtain logs and alarms for Huawei switches, below is the details: When a switch is faulty, collect logs and alarms on the device immediately. These logs and alarms help you know ...



Configure the device to output service logs to the log buffer, log file, console, terminal, and log host. The device can output these logs in syslog format to the log buffer, log file, console, terminal and log host ...



To forward syslog events to IBM QRadar, you must configure your Huawei S Series Switch as an information center, then configure a log host.



Understanding how do I configure a switch for Syslog? is essential for maintaining a healthy, secure, and manageable network. By following these steps and addressing common pitfalls, ...



By default, the switch uses the UDP protocol to send the error log messages to the syslog server. The default UDP port is 514. A user-defined port number can be configured to the ...



View and Download Huawei SmartLogger3000 user manual online. SmartLogger3000 network hardware pdf manual download. Also for: Smartmodule1000, Smartmodule1000a01 ...




☐☐ In this tutorial, you will learn how to configure Syslog on Huawei devices step-by-step to send logs to a Syslog Server.



Switch Table Management (STM) is used to configure system resources in the switch to optimize support for specific features, depending on how the switch is used in the network.



This guide explains the syslog protocol; its message structure (RFC 3164 and 5424), facilities, severity levels, and components; and how it enables centralized log management for ...



A dedicated syslog server will provide you with a central repository for all the logs coming from your switches, firewalls, and other networking architecture, and setting one up is as simple as ...

Contact Us

For more information, pricing, or custom energy solutions, please contact us:

Website: <https://www.gdroofing.co.za>

Email: sales@gdroofing.co.za

Phone: +27 72 418 9365

Address: 22 Electron Avenue, Isando, Johannesburg, 1600, South Africa

This document is for informational purposes only. Specifications subject to change without notice.

