

## DIY Spectrometer



## DIY Spectrometer




This project demonstrates how to create a DIY spectrometer using open-source Theremino software, a USB camera, and easily accessible materials. It's a fantastic way to delve into the world of ...




That's how the state of the art keeps moving. This DIY spectrometer project is a fantastic example of that ethos.



Designing a 3D-printed optical spectrometer using a diffraction grating and open-source software. I recently worked on an interesting project where I needed to figure out how a certain material absorbs ...



With this low-cost spectrometer, you can perform various simple and interesting experiments right from your house. Hope you enjoyed this Instructable and it has inspired you to build your own DIY Low ...



This instructable teaches you how to build a low-cost spectrometer using simple materials, such as a 100 W light bulb, a light-dependent resistor, a ...



In this chapter I will show you how to assemble a filter spectrometer, as well as the first tests with the six colors that the AS7262 sensor detects. Personally I can tell you that this project is ...




A Simple DIY Spectrophotometer: What's all this? This instructable will explain how to build a fairly basic but working spectrophotometer out of easily sourceable parts.



Constructing a spectrophotometer based on Arduino offers a valuable learning opportunity that enhances comprehension of light properties, matter interactions, and the concept of wavelength.



Here we build a DIY spectrometer using raspberry pi that can be used for spectral analysis in real-time and can be made at an economical cost. This sensor is not only limited to the ...



In these pages, we offer you information to build a homemade spectrometer capable of emulating the ones you can find in technical laboratories (with, of course, a lower precision) that enable you to try ...



This instructable teaches you how to build a low-cost spectrometer using simple materials, such as a 100 W light bulb, a light-dependent resistor, a prism or grating, and a curtain. ...

## Contact Us

For more information, pricing, or custom energy solutions, please contact us:

Website: <https://www.gdroofing.co.za>

Email: [sales@gdroofing.co.za](mailto:sales@gdroofing.co.za)

Phone: +27 72 418 9365

Address: 22 Electron Avenue, Isando, Johannesburg, 1600, South Africa

This document is for informational purposes only. Specifications subject to change without notice.

