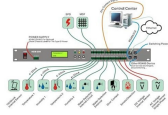



## Distance of the secondary power distribution box on the construction site



## Distance of the secondary power distribution box on the construction



Electric underground service installation and requirements: Information regarding making worksites construction-ready ahead of scheduled service. Reference these guides for current standards and ...



Here are some of the best ways to keep your temporary jobsite power setup compliant, safe, and smart. The NEC governs electrical installations in the U.S., and Article 590 specifically ...



This manual is the comprehensive distribution construction specifications for facilities in Duke Energy Carolinas (DEC). The table at the bottom right corner of each page illustrates the applicable jurisdiction.



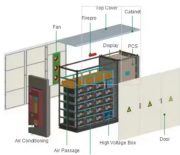
Failure to consider the distance between a structure and power equipment poses significant safety risks or costly relocations. The bottom line: Ensure your building design and lot development doesn't put ...



Tables R-7, R-8, and R-9 provide guidance for adjusting the Minimum Approach Distances to avoid possible over-voltage exposures due to switching surges, ...



DRESS THE MAJORITY OF CONSTRUCTION ISSUES. IT IS IMPERATIVE TO MAINTAIN STANDARDIZATION, AND THAT COMPLETED JOB ORDERS REFLECT ANY CHANGES ON THE ...



Wireway Depth: The maximum permitted distance for the through (wireway) beyond the front of panelboard is 6 inches, the trough's depth is 12 inches and switchboard's depth is 24 inches.



NEC Section 110.26 spells out three dimensions for this space. The working space must extend at least 36 inches deep, measured outward from the front of the panel. That 36-inch figure applies to ...



Tables R-7, R-8, and R-9 provide guidance for adjusting the Minimum Approach Distances to avoid possible over-voltage exposures due to switching surges, operation of overcurrent devices, etc. on ...



Secondary Distribution Conduits (Low Voltage) - size as needed to satisfy conduit fill and jam ratio criteria for the selected conductor size, with 4 in (103 mm) minimum for conductor sizes 500 kcmil ...



These paragraphs apply to structures that support overhead electric power transmission and distribution lines and equipment. They do not apply to portions of buildings, such as loading docks, or to electric ...

## Contact Us

For more information, pricing, or custom energy solutions, please contact us:

Website: <https://www.gdroofing.co.za>

Email: [sales@gdroofing.co.za](mailto:sales@gdroofing.co.za)

Phone: +27 72 418 9365

Address: 22 Electron Avenue, Isando, Johannesburg, 1600, South Africa

This document is for informational purposes only. Specifications subject to change without notice.

