


Egypt Export of 400V Optoelectronic Fusion System



Overview

It is calculated without making deductions for depreciation of fabricated assets or for depletion and degradation of natural resources. For a few countries. In 2024, Egypt was the number 41 (out of 193) economy in the world in terms of GDP (\$389B current US\$), the number 56 (out of 226) in total exports, the number 140 (out of 193) economy in terms of GDP per capita (current US\$). Cairo, its bustling capital, seamlessly blends historical grandeur with modern life. The lifeblood of Egypt, the. A transcontinental country that spans Africa's northeast corner to Asia's southwest corner via the Sinai Peninsula, the Arab Republic of Egypt shipped US\$38. 8 billion worth of exported products around the globe in 2024. 6 6 B M D a t a c o v e r s t h e p e r o d f r o m J a n u a r y t o J u n e 2 0 2 5. T o p 4 H S V a u e (U S \$) T o p 4 H S T o t a V a u e 1 3. embassies and consulates, the guides provide insight into economic conditions, leading sectors, selling techniques, customs, regulations.

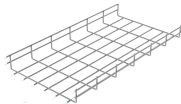
Egypt Export of 400V Optoelectronic Fusion System



It requires exporters and customs brokers to issue a Unique Consignment Reference (UCR) number, which serves as a unified identifier for ...



Annual Exports by Geographical Distribution All Years
Quarterly Exports by Geographical Distribution All Years
2025/2026 2024/2025 2023/2024 2022/2023 2021/2022 2020/2021
Annual Payments for ...



A transcontinental country that spans Africa's northeast corner to Asia's southwest corner via the Sinai Peninsula, the Arab Republic of Egypt shipped US\$38.8 billion worth of exported products around ...



Track every shipment of your competitors to see who they sell to, where they export, and how markets are shifting. Analyze trade flows and market trends in near real ...



Exports in Egypt is expected to be 3950.00 USD Million by the end of this quarter, according to Trading Economics global macro models and analysts expectations.




Merchandise Trade summary statistics for a country including imports, exports, tariffs, export and import partners, top exported products and development indicators



Discover detailed Egypt trade data, export and import statistics. Find in-depth trade analysis and reliable import data providers for your business needs.



Customs, Regulations & Standards: Check the latest on tariff and non-tariff barriers, export controls, import requirements and documentation, product standards, and trade agreements.



The current trade value is a solid color and the our predicted value is on a lined box, showing by default the top 3 countries which has the most potential exports, and ...



Egypt, Arab Rep. Trade Statistics including exports and imports by partner and products, tariffs and relevant development indicators.

Contact Us

For more information, pricing, or custom energy solutions, please contact us:

Website: <https://www.gdroofing.co.za>

Email: sales@gdroofing.co.za

Phone: +27 72 418 9365

Address: 22 Electron Avenue, Isando, Johannesburg, 1600, South Africa

This document is for informational purposes only. Specifications subject to change without notice.

