


## How to Use Plastic Vertical Junction Box



## How to Use Plastic Vertical Junction Box



Learn more about wall and ground installations for PVC Junction Boxes. Also find out about the ratings and standards for the various types of PVC Junction Boxes.



Plastic boxes are easier to work with but must be used with wiring that does not require the box to be part of the grounding path. Proper sizing is necessary to prevent overcrowding, which ...



Before installing the unit, please read these instructions and familiarize yourself with the requirements and functions of the device. The required personal protective equipment must always be worn when ...



In this blog, we'll guide you through the process of safely installing and using junction boxes, providing valuable insights for DIY enthusiasts.




A step-by-step guide to mounting a large plastic junction box, offering a comprehensive, concise, and easy-to-follow process to ensure a secure and safe installation.



A junction box provides a code-approved place to house wire connections, whether for outlets, switches, or splices. Here's how to install one.




It's also a simple, approved solution for extending an electrical circuit since the National Electrical Code (NEC) dictates that no wiring splices are allowed outside an approved enclosure. Learn how to install an electrical ...



Learn how to wire a junction box to provide power to additional sockets, lights and switches easily and safely



Learn how to install a junction box safely, from choosing the right box and mounting it correctly to making secure splices and following basic code-safe practices.



Inspect seals quarterly for wear. Wipe interior with a dry cloth to remove debris. Replace cracked boxes immediately for safety. Don't compromise on safety or durability! Choose Lemotech's ...

## Contact Us

For more information, pricing, or custom energy solutions, please contact us:

Website: <https://www.gdroofing.co.za>

Email: [sales@gdroofing.co.za](mailto:sales@gdroofing.co.za)

Phone: +27 72 418 9365

Address: 22 Electron Avenue, Isando, Johannesburg, 1600, South Africa

This document is for informational purposes only. Specifications subject to change without notice.

