

## How to calculate the workload of pigtail jumper cable installation



### Overview

A panel swap takes 8-12 hours, running a new circuit takes 2-4 hours, and installing a receptacle takes 0. An estimate is only as good as the information it is based on, and the NECA Manual of Labor Units (MLU) has been the estimating resource of choice for electrical contractors since 1923. The MLU provides an experience-based reference for estimating the electrical construction labor required to. To help you work most efficiently, we've created a number of calculating tools to aid in your wire and cable installations. Electrical box fill calculations ensure that boxes aren't overcrowded, which could lead to overheating, damaged insulation, or other hazards. The National. Southwire's SIMpull® Cable Pull Calculator can determine pulling tensions, conduit size, ground wire sizing, wire tugger size and more, so you can build conduit runs in the most efficient way possible and determine the best equipment for the job. Additional allowance should be made for increased working heights. The times given are in metric parts of a man.

## How to calculate the workload of pigtail jumper cable installation



Installation times are based on installing equipment at a normal working height from a low scaffold, steps or similar. Additional allowance should be made for increased working heights.




Calculate electrical labor costs precisely for projects. Get accurate estimates, avoid budget overruns, and improve profitability. Learn the method now.



With cables pre-assembled into the conduit, you don't need a crew to spend time pulling cables separately in the field. Enter your conduit size and type, ...



The electrical installation manhours below include hauling from storage, layouting and installation of wire/cables at a height of 3 meters. Installation above 3 meters, will have an additional ...




The man-hours listed in this manual will be accurate on most work; however, please be mindful that no two electricians will work at the same rate, and no two jobs are identical. Under certain conditions ...



Calculate electrical box fill capacity quickly and accurately with this NEC-compliant tool. Ensure safe wiring and code compliance in all your installations.



With cables pre-assembled into the conduit, you don't need a crew to spend time pulling cables separately in the field. Enter your conduit size and type, total footage and hourly labor rate ...



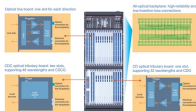
Accurate cost estimating is essential for profitable electrical work. Whether you are bidding a job or planning a project, follow these steps to build a reliable estimate.



The MLU provides an experience-based reference for estimating the electrical construction labor required to install typical electrical and communications systems.



To figure this out, first calculate the volume required for each set of conductors. The volume required for each 10 AWG conductor is 2.5 cubic inches. Therefore, the volume required for the 10 AWG ...



This program determines the minimum conductor size and the best wire and cable type for a particular installation, following the National Electrical Code® wiring methods.

## Contact Us

For more information, pricing, or custom energy solutions, please contact us:

Website: <https://www.gdroofing.co.za>

Email: [sales@gdroofing.co.za](mailto:sales@gdroofing.co.za)

Phone: +27 72 418 9365

Address: 22 Electron Avenue, Isando, Johannesburg, 1600, South Africa

This document is for informational purposes only. Specifications subject to change without notice.

