

How to deal with contamination of pigtail connectors



Overview

On connector surfaces, dirt, dust, and other pollutants can build up and result in poor connectivity or even damage. To get rid of any loose particles, use compressed air or a soft-bristled brush. To preserve optimal performance and durability, automotive connections need to be regularly maintained and cared for, just like any other mechanical. Electrical connectors are the junction points that allow current and data to flow between components in any electrical or electronic system. These interfaces are highly susceptible to performance degradation from outside contaminants. Corrosion on connector pins can prevent a device from getting charged by reducing electricity flow.

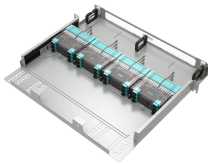
How to deal with contamination of pigtail connectors



Solve electrical connector corrosion! Learn how environmental conditions cause contact corrosion in electrical connectors & pins, and cleaning solutions.



After reaming the tubes with the steel wool spay the Electric Connector Cleaner into each tube and use the gum brush to clean out the inside. This will remove all the fragments of steel ...



Understanding the types of connectors, the causes of contamination, and the appropriate cleaning methods empowers individuals and organizations to prevent failures and extend the lifespan ...



Keeping connectors clean is one of the most important components of maintenance. On connector surfaces, dirt, dust, and other pollutants can build up and result in ...



Keeping connectors clean is one of the most important components of maintenance. On connector surfaces, dirt, dust, and other pollutants can build up and result in poor connectivity or even damage. ...




It's important to keep your electrical connectors clean and free from dirt and grease. In this video Andy Phillips shows how to clean connectors, and what to use.



Foreign matter contamination is a manufacturing error commonly found in cables and harnesses. In this video, we will show you how this error occurs and introduce an inspection to prevent outflow.




Electrical connector pins are prone to get corroded with time, especially if present outdoors, but we've got a solution to remove corrosion.



Essential guide to safely cleaning electrical connectors. Protect your systems from corrosion and ensure stable, long-lasting conductivity.



This can be accomplished if the manufacturer modifies the connector's design by using additional or higher-quality materials to minimize heating of the connectors.



Learn how to clean connector pins for optimal performance with these expert tips. Ensure your connectors are free from debris and corrosion for seamless functionality.



The video tutorial demonstrates the depin and repin method for repairing automotive wiring harness connectors, specifically pigtails. It outlines seven easy steps to replace a pigtail ...

Contact Us

For more information, pricing, or custom energy solutions, please contact us:

Website: <https://www.gdroofing.co.za>

Email: sales@gdroofing.co.za

Phone: +27 72 418 9365

Address: 22 Electron Avenue, Isando, Johannesburg, 1600, South Africa

This document is for informational purposes only. Specifications subject to change without notice.

