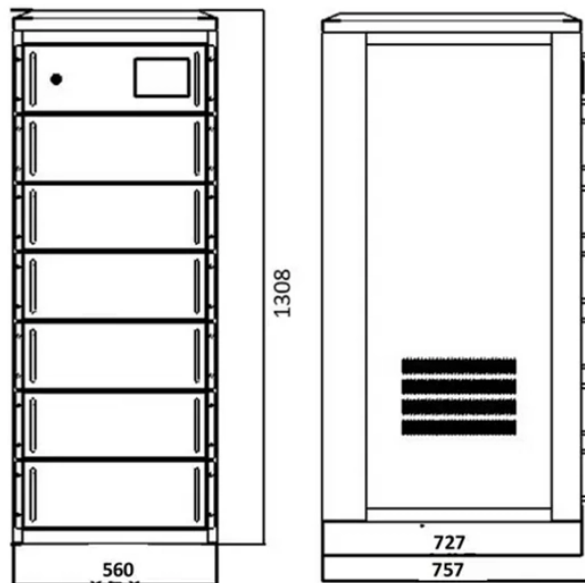


# How to install the optical port module driver



## Overview

In this detailed video, we'll guide you through the process of manually installing an optical drive driver on your personal computer. Please sign in or register for an Intel account. [more How To Manually Install An Optical Drive Driver?](#)

This application note has information on the setup, use, and drivers for TransData manufactured ABACUS Optical Probes with TransData on the back and/or blue cables. These transceiver modules are hot-swappable input/output (I/O) devices that plug into 100BASE, 1000BASE and 10GBASE ports (for SFP+), which connect the module. Installing the PL2303 USB-to-Serial driver on Windows 11 25H2 is required to communicate with devices that rely on Prolific USB-to-Serial chipsets. These devices are commonly used in industrial controllers, embedded systems, GPS receivers, telescopes, sensors, and legacy hardware. While Windows 11. Identify your product to get the latest available updates. Enter a Dell Service Tag, Dell EMC Product ID, or Model. Show me how Which product can we help you with?

Unable to identify your PC.

## How to install the optical port module driver



Select a product or enter your Service Tag to view related Dell drivers and driver updates.



In this detailed video, we'll guide you through the process of manually installing an optical drive driver on your personal computer. Understanding how to properly install or update your...



Download new and previously released drivers including support software, bios, utilities, firmware and patches for Intel products.




The D2XX driver allows direct access to a USB device via a DLL interface. You can download VCP drivers from following links or visit Drivers for FT232 for more detailed information.



Download the drivers for the desired device from the device manufacturer's site. Make sure to download the correct drivers that match the version and architecture of Windows.



In most cases, plugging in the Abacus Optical Probe in to the USB port of the computer will use the Windows Update feature to automatically retrieve the drivers and install them for use with the probe ...




The ABACUS Optical Probe has a Virtual COM Port driver, so it is able to operate like other serial devices. Make sure to update the application software with the correct COM Port from Device Manager.



Ensure that you are installing the SFP transceiver module in the correct orientation for your Cisco device. For more details, see the hardware installation instructions that came with your Cisco device.



External optical drives are "installed" simply by connecting them to a USB or FireWire port, as appropriate, and connecting power. Internal optical drives are 5.25" half-height devices, and require ...



Installing the PL2303 USB-to-Serial driver on Windows 11 25H2 is required to communicate with devices that rely on Prolific USB-to-Serial chipsets. ...

## Contact Us

For more information, pricing, or custom energy solutions, please contact us:

Website: <https://www.gdroofing.co.za>

Email: [sales@gdroofing.co.za](mailto:sales@gdroofing.co.za)

Phone: +27 72 418 9365

Address: 22 Electron Avenue, Isando, Johannesburg, 1600, South Africa

This document is for informational purposes only. Specifications subject to change without notice.

