


How to read the spectrometer readings for casting





Overview


Read ## Any Spectrometer ## in just four steps - Step 1 - Find Least Count Step 2 - Find Main Scale Reading Step 3 - Find Vernier Scale Reading Step 4 - Apply the formula This video contains the easiest method to read a spectrometer used in optics. A spectrophotometer is a scientific instrument that measures the intensity of light as it passes through a sample solution. Understanding its data is fundamental for interpreting experimental results. The wavelength and intensity of electromagnetic radiation is. The X-ray fluorescence spectrometer ZSX Primus III+ can cover all necessary elemental analyses from carbon for various kinds of cast iron and casting sand. This note describes the application of cast iron analysis including ductile cast iron. The material ablated n grating over a certain high accuracy and precision. The exact chemical composition of the alloy being manufactured needs to be checked throughout the melt process to ensure the quality of the finished product meets.


How to read the spectrometer readings for casting


	<p>Spectrometers in Iron Foundries - Free download as PDF File (.pdf), Text File (.txt) or read online for free. The document discusses spectrometers used in iron foundries to analyze samples of raw ...</p>
---	--

	<p>Finished and semi-finished making the spark OES spectrometer Alternatively the signals from the products quality control one of the instruments having the wavelengths of interest can be obtained ...</p>
---	---

	<p>Master spectrophotometer data interpretation. Understand its output, from simple measurements to complex spectral analyses, for clear insights.</p>
--	--

	<p>Read ## Any Spectrometer ## in just four steps - Step 1 - Find Least Count Step 2 - Find Main Scale Reading Step 3 - Find Vernier Scale Reading Step 4 - Apply the formula This video...</p>
---	---

	<p>Typically, these readings come from simple univariate process sensors reporting temperature, pressure, flow, density, conductivity, current, motor torque, opacity and more.</p>
---	---



The X-ray fluorescence spectrometer ZSX Primus III+ can cover all necessary elemental analyses from carbon for various kinds of cast iron and casting sand. This note describes the application of cast iron ...



Approximately 20,000 foundries worldwide produce cast iron. The exact chemical composition of the alloy being manufactured needs to be checked throughout the melt process to ensure the quality of ...



Read ## Any Spectrometer ## in just four steps - Step 1 - Find Least Count Step 2 - Find Main Scale Reading Step 3 - Find Vernier Scale Reading ...



In this standard the condensed spark method is specified for determination of alloying elements in cast iron with the help of direct reading optical emission spectrometer having automatic print out ...



Learn the crucial steps for operating a spectrophotometer and translating measured light levels into meaningful, quantifiable substance amounts.



Spectrochemical analysis is a type of chemical analysis used to determine the arrangement of atoms and electrons within molecules of chemical compounds. It observes the ...

Spectroscopy and The Spectrometer Optical Emission Spectroscopy How Does Optical Emission Spectroscopy Work? Spectrometers in Foundries OES provides quantitative analysis using three key components: an electrical source, an optical system, and a computer system. See more on reliance-foundry

```

.b_imgcap_alttitle p
strong,.b_imgcap_alttitle .b_factrow strong{color:#767676}#b_results .b_imgcap_altit
le{line-height:22px}.b_imgcap_alttitle{display:flex;flex-direction:row-
reverse;gap:var(--mai-smtc-padding-card-nested-default)}.b_imgcap_alttitle
.b_imgcap_img{flex-shrink:0;display:flex;flex-direction:column}.b_imgcap_alttitle
.b_imgcap_main{min-width:0;flex:1}.b_imgcap_alttitle
.b_imgcap_img>div,.b_imgcap_alttitle .b_imgcap_img a{display:flex}.b_imgcap_alttitle
.b_imgcap_img img{border-radius:var(--mai-smtc-corner-card-default)}.b_hList
img{display:block}.b_imagePair ner img{display:block;border-radius:6px}.b_algo
.vtv2 img{border-radius:0}.b_hList .cico{margin-bottom:10px}.b_title .b_imagePair>
ner,.b_vList>li>.b_imagePair> ner,.b_hList .b_imagePair>
ner,.b_vPanel>div>.b_imagePair> ner,.b_gridList .b_imagePair> ner,.b_caption
.b_imagePair> ner,.b_imagePair> ner>.b_footnote,.b_poleContent .b_imagePair>
ner{padding-bottom:0}.b_imagePair> ner{padding-
bottom:10px;float:left}.b_imagePair.reverse> ner{float:right}.b_imagePair
.b_imagePair:last-child:after{clear:none}.b_algo .b_title .b_imagePair{display:block}.
b_imagePair.b_cTxtWithImg>*{vertical-align:middle;display:inline-
block}.b_imagePair.b_cTxtWithImg> ner{float:none;padding-
right:10px}.b_imagePair.square_s> ner{width:50px}.b_imagePair.square_s{padding-
left:60px}.b_imagePair.square_s> ner{margin:2px 0 0 -60px}.b_imagePair.square_s.r
everse{padding-left:0;padding-right:60px}.b_imagePair.square_s.reverse>
ner{margin:2px -60px 0 0}.b_ci_image_overlay:hover{cursor:pointer}
sightsOverlay,#OverlayIFrame.b_mcOverlay sightsOverlay{position:fixed;top:5%;left:
5%;bottom:5%;right:5%;width:90%;height:90%;border:0;border-radius:15px;margin:0
;padding:0;overflow:hidden;z-index:9;display:none}#OverlayMask,#OverlayMask.b_
mcOverlay{z-index:8;background-
color:#000;opacity:.6;position:fixed;top:0;left:0;width:100%;height:100%}Rigaku
Corporation

```

Contact Us

For more information, pricing, or custom energy solutions, please contact us:

Website: <https://www.gdroofing.co.za>

Email: sales@gdroofing.co.za

Phone: +27 72 418 9365

Address: 22 Electron Avenue, Isando, Johannesburg, 1600, South Africa

This document is for informational purposes only. Specifications subject to change without notice.

