






Installation of power-off device when opening the door of the distribution box



Installation of power-off device when opening the door of the distri

	<p>Article 408 covers the requirements for switchboards and panelboards that control power and lighting circuits (Fig. 1). These rules address the equipment that forms the core of a premises electrical system.</p>
	<p>Learn how to install a distribution box safely and correctly. Covers wiring, placement, standards, and expert tips for a compliant setup.</p>
 <p>Network Cabinet & Rack</p>	<p>For added safety, Eaton's interlocking mechanism ensures the door cannot be opened when the handle is in the ON position; however, a built-in def eater mechanism provides user access when necessary.</p>
	<p>Learn the NEC requirements for power disconnect switches, including location, accessibility, labeling, and safety guidelines for compliance and reliability.</p>
	<p>Panels that serve as the main disconnect must have no more than six switches (or disconnects) to shut off all power while at one location. For additional guidelines and requirements regarding service ...</p>




The NEC 2023 guidelines brings new safety measures, better flexibility in installation, and updated requirements for renewable energy sources like solar PV systems and backup generators.



Power sources such as generators, solar photovoltaic systems and energy storage systems are often present and active even when the utility service disconnect is placed in the open ...



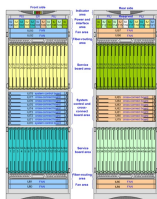
Power sources such as generators, solar photovoltaic systems and energy storage systems are often present and active even when the utility service ...



Safely install your electrical disconnect box. Comprehensive guide covers terminal identification, wiring diagram execution, and post-installation testing.



Learn how to correctly wire a service disconnect to ensure your electrical system is safe and meets code requirements. Follow step-by-step instructions to disconnect power from your home or building's ...



Properly applying these rules, from the point of entrance of service-entrance conductors to the final overcurrent protection device, is essential for both compliance and safety.

Contact Us

For more information, pricing, or custom energy solutions, please contact us:

Website: <https://www.gdroofing.co.za>

Email: sales@gdroofing.co.za

Phone: +27 72 418 9365

Address: 22 Electron Avenue, Isando, Johannesburg, 1600, South Africa

This document is for informational purposes only. Specifications subject to change without notice.

