


Installation of the best-selling cable reel setup frame




Installation of the best-selling cable reel setup frame



A guide to selecting the right cable reel size based on cable length, diameter, circuit count, and amperage to match application requirements.



Relieve the spring of all tension before putting on setup turns. Grasp the end of the cable and the spool and rotate both spool and cable together in the payout direction until the spring engages.



Ensure that power supply voltage does not exceed maximum voltage rating of reel. Ensure that reel is properly be installed before connecting to power supply. Ensure that all electrical power is removed ...



With all the cable wound on the reel, grasp the end of the cable and rotate the drum and cable together in a clockwise direction in order to pre-tension the spring.



Unpack and inspect reel (1) for damage. Turn by hand to check for smooth operation. Check for completeness. Position reel and secure into place using the mounting hardware provided in the ...



Unlike traditional metal-style reels, MARS is a lightweight, modular system constructed of an impact modified polymer that is easily transported. It is ideal for applications where cable needs to be ...



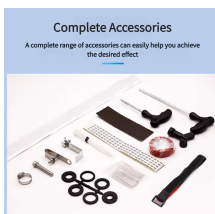
All units are provided with right hand rotation unless otherwise specified. This means that spool rotates counter-clockwise to MAINTENANCE wind cable when viewing reel from slip ring side.



1. Insure that machinery to be serviced by reel is at position closest to reel. 2. Securely mount reel in desired position using 3/8" (M10) bolts. Be sure spool is aligned with cable run. 3. Position optional ...



This document provides installation instructions for a motor-driven cable reel with a magnetic coupler, detailing general information, installation procedures, commissioning, and ...



The FCR-1000 series cable reels are designed to fit Princetel's standard FORJs and slip rings. The rotary joints are protected inside the drum for durability and seamless deployment of single or multi ...



Installation guide for Conductix-Wampfler motor driven cable reel with magnetic coupler. Includes setup, maintenance, and electrical diagrams.

Contact Us

For more information, pricing, or custom energy solutions, please contact us:

Website: <https://www.gdroofing.co.za>

Email: sales@gdroofing.co.za

Phone: +27 72 418 9365

Address: 22 Electron Avenue, Isando, Johannesburg, 1600, South Africa

This document is for informational purposes only. Specifications subject to change without notice.

