

Laser diode suddenly dims



Overview


To fix issues with a dim red or green laser pointer, consider the following possible causes: batteries that have outlived their lifespan, a dirty lens, speckle effects from rough surfaces, an aging or damaged diode, and pointing the laser at anti-glare surfaces. Dimming often occurs when the laser pointer's batteries are depleted or the lens is dirty. The dim appearance can be due to the laser being pointed at anti-glare surfaces or experiencing speckle effects. I bought a driver that matched the current rating of the diode and connected it all up. This blog explores the common component-related causes of laser beam instability and offers insights on how to diagnose and address these issues. If I turn it off for a bit, it's bright, then dims again. I tried reinserting my batteries, rotating the body thinking there must be some loose current. Does anyone know what might be wrong?

My best guess is, that it's using a distributed.


Laser diode suddenly dims



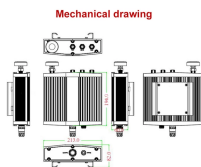
To fix issues with a dim red or green laser pointer, consider the following possible causes: batteries that have outlived their lifespan, a dirty lens, speckle effects from rough surfaces, an aging ...



I have a cheap china laser for almost 3 months, and this yesterday, i turned it on for a couple of seconds and the light suddenly dimmed, it doesnt make any beams anymore.



Participants explore potential reasons for the observed decrease in brightness, battery performance, and the accuracy of product claims regarding battery life.



Laser beam instability can often be traced back to component-related issues. By understanding these common causes, users can take proactive measures to prevent and resolve ...



The laser is very bright when it's cold. So I don't think it's a problem with the laser diode... I am pretty sure that it automatically adjusts to the temperature, that is why it gets dim after a while.
...



Laser diodes are critical to a lot of different scientific and engineering applications. Here are five tips for troubleshooting laser diode hardware.



Hi there, first post and also my first laser build. I decided to go straight in with a 1.6W laser as the lower power ones are not the most impressive. I bought a driver that matched the current ...



Try putting a Schottky diode in reverse parallel to the laser diode. If I were doing this I would not use R1, and monitor the current produced by the photodiode. I'll propose a jankier, but ...



I bought a used laser from liang. As soon as I press the button the light is bright and it suddenly becomes dim. I tried reinserting my batteries, rotating the body thinking there must be some loose ...



I bought a USB rechargeable laser pointer to amuse the cats, but it dims within a minute of use, regardless of charge. If I turn it off for a bit, it's bright, then dims again. Any idea whether this ...



Either the laser itself is damaged (with a short so it's pulling more current than the supply can give) or the power supply circuit is damaged. The only way then to test it is to get a known good 3V power ...

Contact Us

For more information, pricing, or custom energy solutions, please contact us:

Website: <https://www.gdroofing.co.za>

Email: sales@gdroofing.co.za

Phone: +27 72 418 9365

Address: 22 Electron Avenue, Isando, Johannesburg, 1600, South Africa

This document is for informational purposes only. Specifications subject to change without notice.

