

# Length of power supply line to lighting distribution box




## Overview


At light standards, there is a segment from the junction box to the pole base, and a second segment from the base to the actual luminaire. As with other conduit runs, the circuit segment length of the between the box and the pole is the horizontal physical conduit. This standard describes the design of individual electrical power circuits for illumination, signal, and ITS equipment, powered from WSDOT electrical service cabinets, and the associated features required in the service cabinet to support these circuits. This standard only addresses fixed (or. Applications - The minimally invasive retrofit kit enables the opportunity existing remote power infrastructure cross arm, & wiring) providing the total cost of ownership. Calculate proper wire gauge, voltage drop, and ampacity for safe electrical installations. Electrical feeder sizing is one of the most critical calculations in any electrical installation, yet it's. Whether you're powering a pump in a distant field, lighting up an outdoor facility, or running power to a shed, using the wrong cable size can lead to voltage drop, overheating, and wasted energy. This detailed guide will help you understand the technical considerations behind cable sizing and how. This appendix presents an example set of SPU Standard Drawings for electrical

design. They provide detailed information on quantities, size, dimensions, and relationships.

## Length of power supply line to lighting distribution box



Choosing the right wire size is critical for electrical safety and code compliance. This comprehensive guide walks you through NEC requirements, ampacity calculations, and real-world ...



Easily calculate the correct underground cable size for long-distance electrical runs. Use our Underground Cable Size Calculator to find accurate wire sizing, minimize ...



As a general reference point derived from the NESC framework, a distribution line in the range of 7,200 to 22,000 volts typically requires a horizontal clearance of at least 7 feet from a ...



Some projects may require that all conduits be shown their full length in single-line form. This can become very difficult where large numbers of conduits intersect or converge.



Comprehensive NEC-compliant electrical feeder size charts with copper and aluminum ampacity tables, voltage drop calculations, and real-world installation examples for safe electrical work.



Easily calculate the correct underground cable size for long-distance electrical runs. Use our Underground Cable Size Calculator to find accurate wire sizing, minimize voltage drop, and ensure ...




At light standards, there is a segment from the junction box to the pole base, and a second segment from the base to the actual luminaire. As with other conduit runs, the circuit segment length of the ...



Read and understand this entire manual and any additional site-specific installation documents before attempting to assemble, install, or operate the luminaire. If you have any questions regarding the ...



Article 210 provides the general requirements for branch circuits not over 1000V ac or 1500V dc. These include requirements for conductor sizing, overcurrent protection, identification, GFCI and AFCI ...



Our professional wire size calculator follows NEC standards to determine the minimum safe wire gauge for your electrical installation. Here's how to use it effectively: Each input parameter plays a critical ...



ICC Digital Codes is the largest provider of model codes, custom codes and standards used worldwide to construct safe, sustainable, affordable and resilient structures.

## Contact Us

For more information, pricing, or custom energy solutions, please contact us:

Website: <https://www.gdroofing.co.za>

Email: [sales@gdroofing.co.za](mailto:sales@gdroofing.co.za)

Phone: +27 72 418 9365

Address: 22 Electron Avenue, Isando, Johannesburg, 1600, South Africa

This document is for informational purposes only. Specifications subject to change without notice.

