

# Optical Receiver Intensity Noise

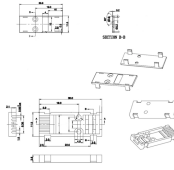


## Overview

RIN is defined as a measure of the intensity noise from the laser, which has an important impact on intensity modulated signals such as NRZ and PAM4 optical modulation formats. The RIN is one contribution to laser linewidth with the other contribution being phase noise. RIN, MPN, Optical Amplifier Noise and Shot Noise. OSNR for each level and for complete signal can be defined. The signal at the output of an optical amplifier in response to a noise free signal at the input is. The following formulation accounts for all noise terms that can be treated as Gaussian. Semiconductor laser Relative Intensity Noise (RIN) is an important parameter that can cause significant degradation to the performance of fibre optic communications links. It is important for both laser manufacturers and systems designers in understanding how RIN is measured to ensure reliable. In an optical transmission system, one essential parameter in determining the system power budget is the optical receiver sensitivity, which is defined as the minimum average optical power for a given bit error rate (BER). In communication systems, where electrical, radio or optical signals are transmitted; noise can be viewed as an impairment resulting in the degradation of the information contained in the signal [1,7]. Considerable

confusion can arise from the fact that in the. Based on a comparison of the results of various methods for measuring RIN, it is shown that the most effective measurement method in laboratory conditions is a method based on subtracting noise of different origins from the total value. KEYWORDS: Subtraction Method, Shot Noise Calibration, ROF.

## Optical Receiver Intensity Noise



The optical receiver adds two types of noise namely thermal noise and shot noise. Since optical amplifiers are based on the principle of stimulated emission, its main contribution to noise is ASE noise.



This document discusses the dominant noise sources that limit sensitivity in optical receiver configurations. It examines thermal noise generated in electronics and ...



Define: Receiver Sensitivity is the minimum average power needed to achieve a certain BER at a given bit-rate. The receiver sensitivity is measure at the receiver input.



This application note provides an in-depth analysis of the complete receiver optical sensitivity and the potential power penalties related to the accumulation of random noise and inter-symbol interference ...



When determining RIN, the contribution of laser intensity variations to the total electrical noise at the receiver input is taken into account. This portion of the electrical noise in relation to the power of the ...



Intensity noise is usually quantified as relative intensity noise (RIN), which is the noise of the optical power divided by its average value. It is often specified either as an r.m.s. value over a certain ...



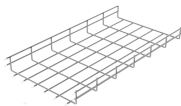
The noise analysis of the coherent optical receiver is essential to succeed in the optical sensitivity optimization and extended range performances of the LiDAR.



Optical systems can be subject to shot noise and optical noise, in addition to the standard thermal noise. These require somewhat different models and performance expressions. Receiver ...




In this chapter, we will first review the definitions and analysis techniques needed to understand the effects of noise on a receiver's performance. The noise sources that are commonly found in an ...



RIN is defined as a measure of the intensity noise from the laser, which has an important impact on intensity modulated signals such as NRZ and PAM4 optical modulation formats. The RIN is one ...



This document discusses the dominant noise sources that limit sensitivity in optical receiver configurations. It examines thermal noise generated in electronics and optical intensity noise.



This chapter analyzes the noise components impairing the coherent optical detection, comparing two receiver architectures, the dual-polarization quadrature coherent receiver and the ...

## Contact Us

For more information, pricing, or custom energy solutions, please contact us:

Website: <https://www.gdroofing.co.za>

Email: [sales@gdroofing.co.za](mailto:sales@gdroofing.co.za)

Phone: +27 72 418 9365

Address: 22 Electron Avenue, Isando, Johannesburg, 1600, South Africa

This document is for informational purposes only. Specifications subject to change without notice.

