

Precautions for Small Busbar Splicing



Overview

This article deals with four significant precautions you should take – grouping conductors in parallel, short circuits, magnetic effects, operating current, and voltage drop. If you ask me, I will always prefer the prefabricated busbar trunking systems over cables, where. Abstract: A guide for installing, splicing, terminating, and field proof testing of cable systems in industrial and commercial applications is provided. It is not intended to be a design document, although many of the problems of installation can be avoided by designing cable layouts within the. NOTE: On the integral splice bar assembly, located on the left side of each phase bus, the number of splice bars used on each phase is one greater than the number of main horizontal bus bars. Splice bars are held captive on the horizontal bus by a splice bar carrier assembly. For more splicing information related to specific MCCs, see the bus splice illustration that is included in the documentation that is shipped with the MCC. Do you know of a code requirement for what material busbar bolts should be?

Stack layout?

- What would be the stacking look like?

BOLT-> WASHER (what kind?

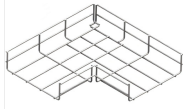
) -> Copper1 -> Copper2 -> Washer(what kind?

) - Nut (what kind?


) -> Double nut?

. Again is there a code. and busbar systems are the most common and reliable ways to do so, at least until wireless energy transport is developed.

Precautions for Small Busbar Splicing



The document discusses four important precautions for installing cables and busbar trunking systems: 1) Conductors must be grouped in parallel in a symmetrical ...



This recommended practice provides a guide for installing, splicing, terminating, and field proof testing of cable systems in industrial and commercial applications.



Each splice plate is attached with a 1/2 inch bolt and a 2-inch or 3-inch belville washer on each end. This reduces installation time while increasing contact pressure at the joint.



Busbar Installation Precautions Guide This document discusses important precautions for installing cables and busbar trunking systems for energy transport.



Are you aware that improper installation of busbars can lead to costly and dangerous electrical failures? This article details the comprehensive standards for installing and inspecting ...



These instructions illustrate the recommended procedures to use when joining and splicing CENTERLINE® 2100 motor control centers (MCCs). For more splicing information related to specific ...



Splice bars are held captive on the horizontal bus by a splice bar carrier assembly. The rear of the carrier assembly includes captive nuts (see Wireway Covers Removed and Horizontal Bus Barriers ...




This article deals with four significant precautions you should take - grouping conductors in parallel, short circuits, magnetic effects, operating current, and voltage drop.



Removing busbar material can result in higher operating temperatures, and additional holes can potentially weaken the busbar, which adversely affects the short circuit rating of the equipment ...



Even if there are few limitations in the use of prefabricated busbar trunking, it is still important to check that its short circuit resistance characteristics are actually coordinated with its upstream protection ...



Avoid switching wire colors at a splice to prevent accidental cross-wiring, and to simplify future troubleshooting, maintenance, and system add-ons. We recommend using the color scheme below ...



This review is expected to review the WP3 busbar system as designed in its production configuration, to evaluate the system to correctly and completely implement all system requirements and to determine ...

Contact Us

For more information, pricing, or custom energy solutions, please contact us:

Website: <https://www.gdroofing.co.za>

Email: sales@gdroofing.co.za

Phone: +27 72 418 9365

Address: 22 Electron Avenue, Isando, Johannesburg, 1600, South Africa

This document is for informational purposes only. Specifications subject to change without notice.

