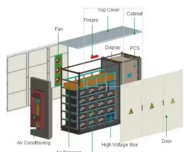



Schematic diagram of automatic fill light module



Schematic diagram of automatic fill light module




This circuit has been very useful in filling a header tank for a reticulated water supply on a farm. Eight troughs are supplied in different paddocks where a lack of water would have serious consequences ...



The diagrams show placement and assembly but not torque specifications. For that information, refer to official Ford service manuals. Identify, visualize, and order with confidence using the Ford parts ...



We can use the circuit below to maintain the level of water in the header tank within prescribed limits. A 3HP submersible bore pump which has a high starting current is controlled by this circuit, ...



The book provides step-by-step guidance on how to use Arduino to automate tasks such as controlling pumps, monitoring water levels, and integrating sensors into the design of an automatic water tank ...



When night falls, the light will be automatically turned on for about 2h, and then turned off, which will extend the sunshine time by about 2h. Cz filter output a stable 12V DC voltage for use by the whole ...



The Automatic Fill Controller should be mounted at the filling station, then wired to the power source, float assemblies, valves, and any other sensors or system integration connections.



All occupancy and daylighting features from Sensor Switch's standard (non- nLight) product lines have been integrated into corresponding nLight devices.



A relay module is connected to the collector pin of the transistor of the controlled circuit, which is connected to the switch of the water pump. When the water level is low the switch is turned ON ...



Please click on the tiles below to locate the diagram, schematic or manual you want. Most diagrams and manuals are in Adobe PDF format and are completely free to download.



PDF | This project is to implement automatic water filling system using reed switch. The circuit of the system is fully supported Magnet sensor.



The present disclosure provides a fill light module, comprising a fill light (100), a shape memory alloy (SMA) motor (200), and a light distribution lens (300) arranged opposite to the...



This circuit is useful to implement in Underground Rain water harvesting tanks or sewer systems. Also, this pump controller circuit can be ...

Contact Us

For more information, pricing, or custom energy solutions, please contact us:

Website: <https://www.gdroofing.co.za>

Email: sales@gdroofing.co.za

Phone: +27 72 418 9365

Address: 22 Electron Avenue, Isando, Johannesburg, 1600, South Africa

This document is for informational purposes only. Specifications subject to change without notice.

