


Schematic diagram of relay protection for hydropower stations




Schematic diagram of relay protection for hydropower stations



Control and Protection of Hydro Electric Power Plant - Free ...




Circuit diagram and introduction to Small hydropower station control and protection circuit



These diagrams are invaluable when designing, installing, or maintaining protection relays, helping engineers to quickly identify problems, diagnose faults, and apply the necessary ...




A novel way of fixing high-voltage capacitor on the 10kV branch line and integrating the controller of the capacitor with the protective device of circuit ...



Prepared by Working Group 15 Working Group Assignment presentation of protection and control relaying. The report will identify methodology behind these practices, present issues ...



AIT can provide complete design your protection scheme, whether you are looking for a single line-terminal upgrade, or complete primary and backup protection for a new installation.



This page introduces commonly used protection relays in hydroelectric power stations. It summarizes the functional configurations of various protection relays. For specific details, please contact us for ...



Control and Protection of Hydro Electric Power Plant - Free download as PDF File (.pdf), Text File (.txt) or read online for free. The document discusses control and protection systems for hydroelectric ...



Remote backup protection consists of relays that are set to respond to faults in the next zone of protection. This type of protection is relatively slow as it should allow time for the primary relaying in ...




The Contractor has to design the Schematics for protection and Control of all equipment including monitoring indications, visual and audible alarm, interlocking schemes between different equipment.



This document examines the protection systems for micro hydropower plants, focusing on mechanisms to prevent issues related to turbine over-speed, under-speed, and frequency fluctuations.



There are three types of excitation systems used in hydroelectric power generation: static, rotating, and brushless rotating. Figure 2-6 shows a system schematic of a static-type excitation...



Master's thesis on calculating and simulating generator protection relay settings for hydropower plants. Covers standards, simulation tools, and optimization.

Contact Us

For more information, pricing, or custom energy solutions, please contact us:

Website: <https://www.gdroofing.co.za>

Email: sales@gdroofing.co.za

Phone: +27 72 418 9365

Address: 22 Electron Avenue, Isando, Johannesburg, 1600, South Africa

This document is for informational purposes only. Specifications subject to change without notice.

