


Selection and Verification of 10kV Busbar



Overview

This handbook gives electrical engineers and specifiers a rigorous, step-by-step methodology for correctly sizing busbar systems across all voltage and current classes. Busbar systems are the backbone of industrial low-voltage panels, switchboards, and distribution assemblies. Get it wrong and the system either runs hot — shortening insulation life and creating fire risk — or costs far more than necessary through over-specification. In this article, we will walk through a systematic, formula-based approach with a worked example you can directly. Busbar design within Medium Voltage (MV) switchgear is a critical aspect, fundamentally ensuring the safe, reliable, and efficient operation of power systems.


Selection and Verification of 10kV Busbar



The IEC standard for busbar sizing provides detailed guidelines to help engineers select appropriate busbar dimensions. This ensures that systems operate reliably without overheating or ...



Important characteristics of laminated bus bars are resistance, series inductance, and capacitance. As performance parameters of electronic equipment and components become more stringent, these ...




At its core, busbar design must meet stringent industry standards, primarily addressing four key areas: thermal performance, ...



Busbar selection is not just about “how many amps?” It is a multi-physics problem that couples current, thermal, electromagnetic, electrodynamic, skin-effect, and harmonic behavior.



Step-by-step busbar sizing methodology for electrical engineers. Covers ampacity calculation, short-circuit withstand verification, temperature derating, and voltage drop analysis with ...




Calculate the correct busbar size using current (A) or power (kW). Features standard sizing, plus full IEC 61439 & NEC compliant verification for copper and aluminum busbars.




This standard defines the design verification, test requirements, and thermal performance of the assemblies. The IEC 61439 standard applies to busbars, especially when they are part of low ...



IEC 61439 busbar sizing, material selection, spacing, joints, and short-circuit verification tips for industrial panels.




At its core, busbar design must meet stringent industry standards, primarily addressing four key areas: thermal performance, mechanical strength, material selection, and electrical integrity. ...



Busbar selection is not just about “how many amps?” It is a multi-physics problem that couples current, thermal, electromagnetic, ...



Busbar Sizing Calculation - Free download as PDF File (.pdf), Text File (.txt) or read online for free. This document provides specifications for an electrical busbar including its size, number of phases, fault ...

 <p>100G Q5FP28 to 4x25G SFP28 AOC Q5FP-4X25G-AOC-M</p> <p>AOC 10G 25G 40G 10G</p> <p>40G Q5FP+ to 4x10G SFP+ AOC Q5FP-4X10G-AOC-M</p>	<p>The table, in addition to giving specifications regarding the maximum thickness of the busbar, the maximum current and the maximum nominal voltage, distinguishes between busbars ...</p>
--	--

Contact Us

For more information, pricing, or custom energy solutions, please contact us:

Website: <https://www.gdroofing.co.za>

Email: sales@gdroofing.co.za

Phone: +27 72 418 9365

Address: 22 Electron Avenue, Isando, Johannesburg, 1600, South Africa

This document is for informational purposes only. Specifications subject to change without notice.

