

What is the function of the light-sensing electronic module



Overview

A light sensing sensor (also called a light sensor, photodetector, or ambient light sensor—ALS) converts light into an electrical signal. In practice it is built in two ways: a discrete analog chain or an all-in-one sensor IC. A Light Sensor generates an output signal indicating the intensity of light by measuring the radiant energy that exists in a very narrow range of frequencies basically called “light”, and which ranges in frequency from “Infra-red” to “Visible” up to “Ultraviolet” light spectrum. The. Detection of light is a basic need for everything like plants, animals and even devices. Device researchers have worked on techniques for light detection and developed devices that offer excellent performance. Light is an electromagnetic radiation with a much shorter wavelength and higher frequency. Light sensors are electronic devices that detect and measure the presence, intensity, or wavelength of light.

What is the function of the light-sensing electronic module



Its function is to sense the light intensity, and then feedback to the handheld device, automatically adjust the screen brightness, so as to achieve the ...




What Is Light Sensor? A light sensor is a passive sensor that is used to indicate the intensity of the light by examining the radiant energy that exists in a certain range of frequencies.



A light sensing sensor (also called a light sensor, photodetector, or ambient light sensor—ALS) converts light into an electrical signal. In practice it is built in two ways: a discrete ...



Light sensors convert the received light energy into electrical signals, which can be processed and interpreted by other electronic components or microcontrollers.




Digital output D0 directly connected to the MCU, and detect high or low TTL, thereby detecting ambient light intensity changes; Digital output module DO can directly drive the relay module, which can be ...



The simplest electronic device in a photosensitive sensor is a photoresistor, which can sense the change in light and output a weak electrical signal. After amplification and processing by a ...



The light sensor is a passive devices that convert this "light energy" whether visible or in the infra-red parts of the spectrum into an electrical signal output.




As light strikes the photoconductor, it generates electron-hole pairs, increasing the material's conductivity and allowing current to flow. Light sensors can also exploit the optical ...



When the sensor reads high light intensity, it typically increases the brightness of a display, to make it easier to read. When it is dark, the brightness is lowered, and as a result, power consumption is ...



Its function is to sense the light intensity, and then feedback to the handheld device, automatically adjust the screen brightness, so as to achieve the purpose of power saving. What is ...



A light sensor is an electronic device that can detect the brightness of the surrounding environment and output signals. Its main function is to convert optical signals into electrical signals, ...

Contact Us

For more information, pricing, or custom energy solutions, please contact us:

Website: <https://www.gdroofing.co.za>

Email: sales@gdroofing.co.za

Phone: +27 72 418 9365

Address: 22 Electron Avenue, Isando, Johannesburg, 1600, South Africa

This document is for informational purposes only. Specifications subject to change without notice.

