

What is the standard amperage configuration of a factory electrical distribution box



Overview

According to NEC Article 240, specifically section 240.6(A), the code lists a set of standard ampere ratings beginning at 15 A for fuses and inverse-time circuit breakers. From residential 100-amp panels to massive 600 amp main distribution panels in commercial facilities, this comprehensive guide will help you understand distribution board types, sizing calculations, and installation requirements to make informed decisions about your electrical infrastructure. What. The amperage (amp) rating on a breaker panel signifies the maximum electrical current the panel can handle. Carefully assessing how many amps are necessary for an electrical panel at your commercial facility is crucial. It helps ensure proper performance and maintain a safe working environment for. A panelboard is a component of an electrical distribution system which divides an electrical power feed into branch circuits, while providing a protective circuit breaker or fuse for each circuit, in a common enclosure. A panelboard services to protect branch circuits from overloads and short. UL Listed for use on systems with up to 200K max. The commonly used values in

the table include 15, 20, 25, 30, 35, 40, 45, 50, 60, 70, 80, 90, 100, 110, 125, 150, 175, 200.


What is the standard amperage configuration of a factory electrical



Learn how to design electrical distribution systems for industrial facilities. Comprehensive guide with system configurations, component selection, protection coordination, and real-world ...



From residential 100-amp panels to massive 600 amp main distribution panels in commercial facilities, this comprehensive guide will help you understand distribution board types, ...



A quick reference guide to the standard circuit breaker and fuse sizes listed in NEC 240.6 (A). Learn when you can and cannot use non-standard sizes.




This specification guide provides system designers, electrical engineers, and procurement professionals with the technical criteria needed to select compliant outdoor electrical ...



Panelboards, as well as other power distribution assemblies like switchboards and switchgear, carry a short-circuit current rating that defines the amount of fault current that the equipment is designed to ...




Professional electrical panel schedule tool for creating detailed load distributions, calculating circuit loads, balancing phases, and ensuring NEC compliance for electrical distribution panels.



Wherever electricity is distributed or controlled, you'll find I-Line Power Panelboards. UL Listed for use on systems with up to 200K max. RMS symmetrical amperes available fault current when using ...




The course now has been modified to meet current requirements of the National Electric Code (NEC) and is designed especially for Engineers, Inspectors and others concerned with electric power ...



Learn how to design electrical distribution systems for industrial facilities. Comprehensive guide with system configurations, component selection, ...



Explore our comprehensive guide to determining proper-sized electric amperage and why having the right amps is essential for your commercial facility.



Wherever electricity is distributed or controlled, you'll find I-Line Power Panelboards. UL Listed for use on systems with up to 200K max. RMS symmetrical amperes ...



The electrical panel must have a sufficient ampere rating to handle the total load of the electrical system (NEC 408.30). Refer to sizing a panelboards and load centers and sizing the right capacity of a ...

Contact Us

For more information, pricing, or custom energy solutions, please contact us:

Website: <https://www.gdroofing.co.za>

Email: sales@gdroofing.co.za

Phone: +27 72 418 9365

Address: 22 Electron Avenue, Isando, Johannesburg, 1600, South Africa

This document is for informational purposes only. Specifications subject to change without notice.

