

What size circuit breaker should a three-level distribution box have



Overview

The following example will show you how to find the right size of single phase 230V AC consumer unit or garage unit and associated MCB/MCCB to handle the residential load. The common voltage levels for residential applications in the USA are 120V and 240V single-phase. Three wires (identified as Hot 1 with black color, Hot 2 with red color, and Neutral with white color) from the secondary side of the split-phase transformer enter the meter box and the main service panel (main switch breaker). In this case, the available. In the following example, we will show you how to calculate the right size of three phase 400V distribution board which is mostly applicable in countries following the IEC rules e.g. UK, EU and former British colonies. Good to Know: It is.

What size circuit breaker should a three-level distribution box have




Learn how to choose the right circuit breaker size in 2026. This guide explains breaker ratings, load calculation, and safety tips to protect your electrical system.




Breaker Size Calculator is a online calculator tool (electrical calculator) that calculates amperage ratings for circuit breakers using voltage & load. Assessing these elements & applying ...



This comprehensive guide will teach you how to properly size circuit breakers, select appropriate wire sizes, and comply with National Electrical Code ...



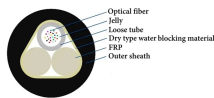
Easily determine the right breaker size calculator to find your ideal circuit breaker rating for safety and efficiency.



This comprehensive guide will teach you how to properly size circuit breakers, select appropriate wire sizes, and comply with National Electrical Code (NEC) requirements for residential ...



Calculate the perfect circuit breaker size with our interactive calculator. Learn the 125% rule, essential formulas, and safety guidelines for electrical work.



In order to protect equipment from overload and short circuit, breakers are used, which disconnect the equipment after a certain delay if any fault or overloading condition occurs. The desired breaker for ...



With our Breaker Size Calculator, you can easily determine the ideal breaker size for your needs, whether it's for DC, AC Single-Phase, or AC Three-Phase systems.



In today's step-by-step guide, we will demonstrate how to select the right size panelboard (whether it's a load center, distribution board, or circuit breaker panel) according to NEC and IEC standards, with ...



Choose the right size and setup for multiple circuit breakers in your distribution box to ensure safety, code compliance, and room for future upgrades.



You simply input that wattage and the voltage, and the calculator will tell you what is the minimum size of a circuit breaker you need. You can use this calculator here:

Contact Us

For more information, pricing, or custom energy solutions, please contact us:

Website: <https://www.gdroofing.co.za>

Email: sales@gdroofing.co.za

Phone: +27 72 418 9365

Address: 22 Electron Avenue, Isando, Johannesburg, 1600, South Africa

This document is for informational purposes only. Specifications subject to change without notice.

